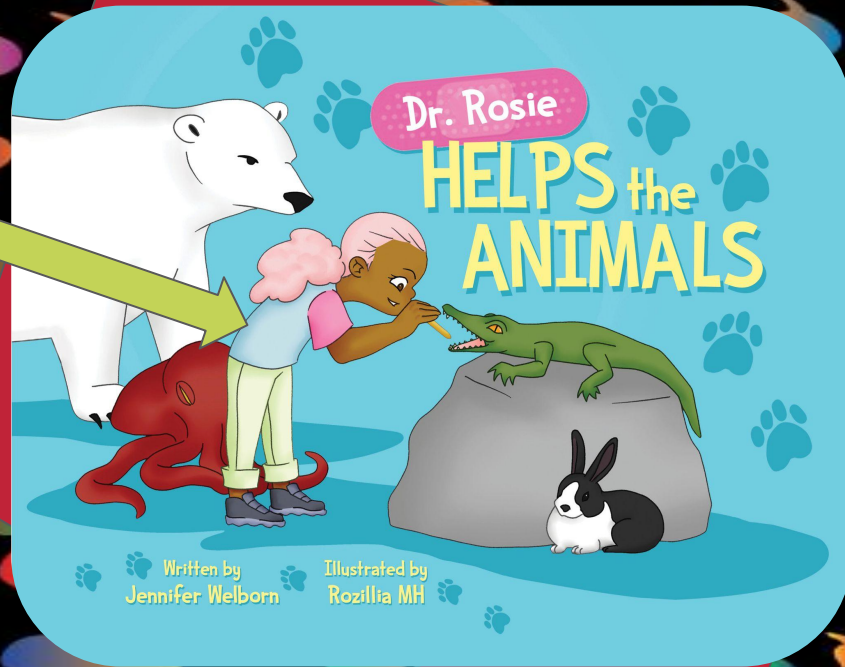


Day 1

©2023 Waterbear
Publishing

This is
Rosie

She helps ALL
types of
animals!



Let's read to find out how!

DR. ROSIE HELPS ANIMALS

and I can too!





How did she know some of the animals needed help?

Can animals talk?

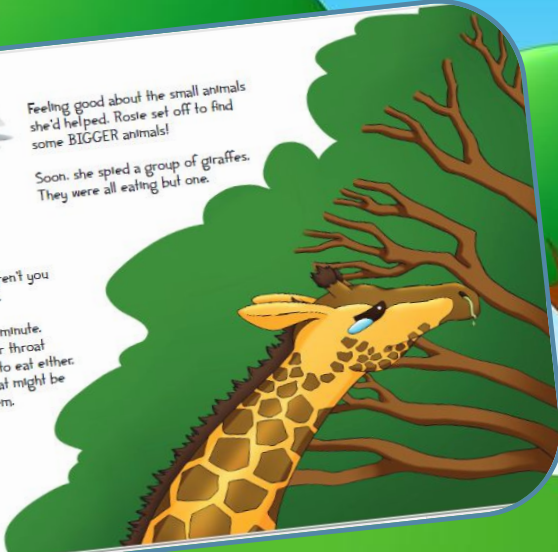


Feeling good about the small animals she'd helped, Rosie set off to find some **BIGGER** animals!

Soon, she spied a group of giraffes. They were all eating but one.

"Poor giraffe! Why aren't you eating?" Rosie asked.

Rosie thought for a minute. Sometimes when her throat hurt, she didn't like to eat either. She wondered if that might be the giraffe's problem.



How do you think an animal shows that it doesn't feel good?

How does imagining what the animals are feeling help Dr. Rosie know what to do?



This is called **EMPATHY**.

Rosie found it strange that a polar bear, with its thick, warm coat, would be shivering. But she recalled when she had been both hot and shivering at the same time. It was when she'd had a fever.




"Poor bear. I think you might have a fever."

Rosie knew there was only one way to tell. She had to take the bear's temperature.

How can we SAFELY help animals that are wild?

Ever so carefully, she pried open its mouth.
"Poor guy. Your new teeth are making your gums sore."



Rosie remembered when her baby brother was teething.
Her mom had given him something cold to chew on.
Then she had rubbed his gums.
Rosie didn't have anything cold with her,
so she carefully rubbed its gums with her finger.

What are some other **WILD** animals that we can help from afar?

Day 2

How have you helped animals
before even if they are not
sick?



How do you know if an animal
needs to be helped?

Day 2

What do animals need?



How does this help you know how to help them?

WHAT ALL ANIMALS NEED (NOT JUST PETS)	WHAT ARE WAYS YOU CAN HELP THEM?
FOOD	
AIR	
WATER	
FEEL OR BE SAFE	
CLEAN AND COMFORTABLE PLACE TO LIVE	
PROPER TEMPERATURE	

Day 2



Here are some ways that kids help animals get what they need.

Can you figure out what need each kid is helping with?



Day 2



Sometimes, you can help animals
by watching them from a
distance.



Image Credits Shutterstock.com/Burcu Saritas, Niks Ads
©2023 Waterbear Publishing

What are some animals who
would best be helped by
people watching them and
leaving them alone?



How might you be helping an animal
just by watching it and not
disturbing it?

Day 2

DR. ROSIE SHOWED YOU SOME WAYS TO
HELP ANIMALS IF THEY ARE HURT OR
SICK.



How have YOU
helped animals?


Now, it's your turn to show Dr. Rosie how you have
helped animals even when they are not sick.

YOUR TURN

1. Draw a picture of you helping an animal or animals.
2. Include Dr. Rosie watching and learning from you in the picture.
3. Explain what kind of animal you are helping, how you are helping it, and why it is important to do so.
4. You can do your own writing or have a grownup write for you.




Examples




MORE



I am helping a biter
It has a broken wing
I am putting a
bandage on it
it is resting its
wing.



I help a broken
dog by feeding
him food.



This is me helping a
bear because it
has a hurt arm
it is fine now.



I am helping a rabbit.
It has a bleeding cut, so I gave
it a bandage, so it didn't hurt.



I am feeding a hurt blue rabbit
after I feed him I am going
to patch up his wound. He
will feel much better he will
be happy when it stops bleeding.
I love blue rabbits he is so cute.



I am helping my sister, Doris,
she gave her a pet to give
it some energy. And
her fin was cut so I gave her
a bandage. And she says
she loves it.

EXAMPLES

Day 2



TAKE ROSIE ON AN ANIMAL HELPING ADVENTURE!



1. Take a Rosie watching sticker and any other art materials home with you.

2. Work with people at home to make a drawing showing Rosie how you and people at home have helped animals. Write down the animal you helped, how you helped it, and why it is important.

3. Bring your drawing back to school or take a photo of your drawing and send it to your teacher.



STAY SAFE WHEN HELPING ANIMALS



ALWAYS TAKE A
GROWN UP WITH
YOU.



LOOK AROUND AND
STAY ALERT.



IF YOU'RE NOT SURE
HOW TO HELP, ASK A
VET


Reflect on Helping Animals



How did you help?



What did you learn about animals and about yourself?



How do you plan to help animals again?